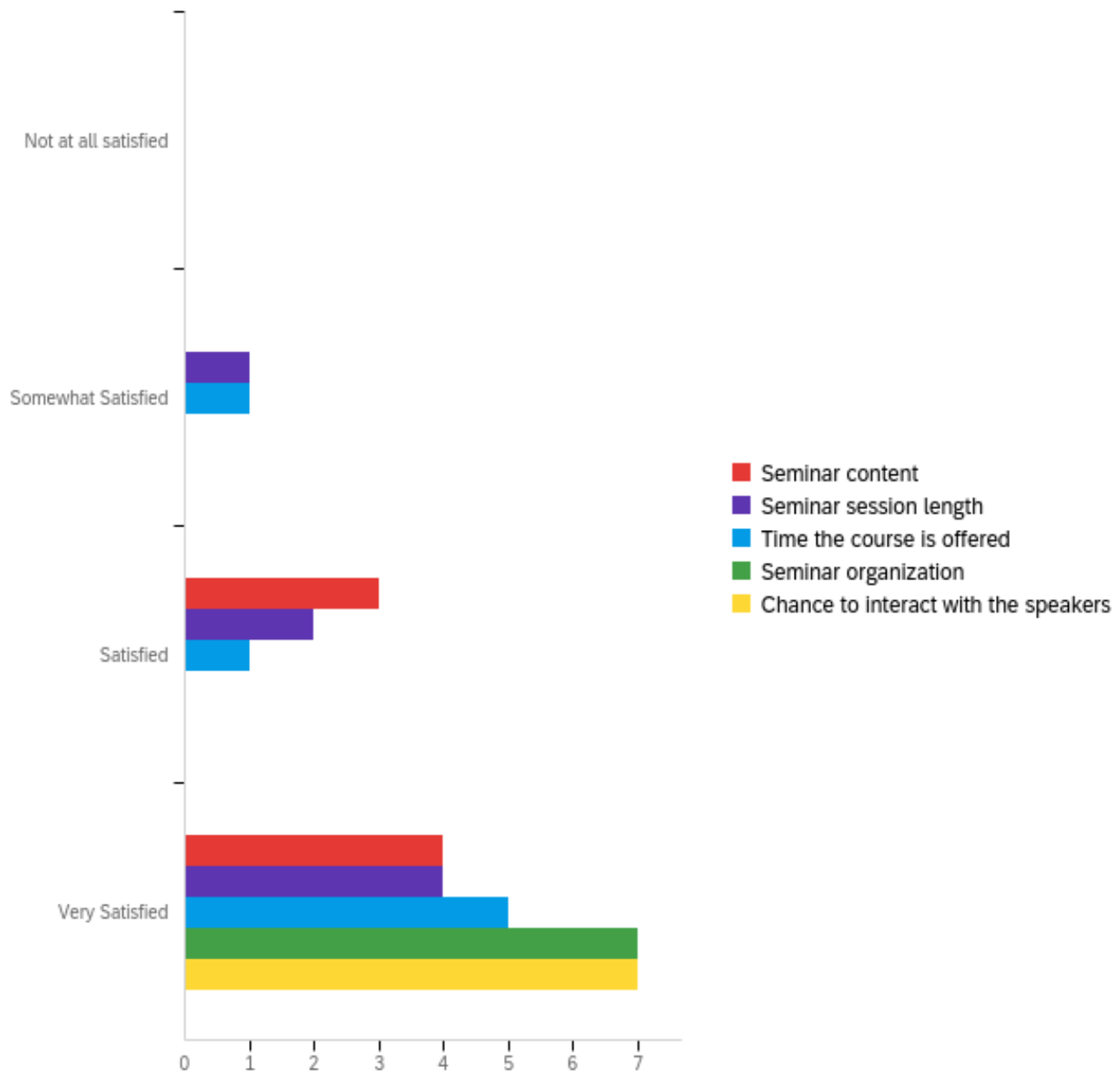


**Q1 - Course Logistics** Please rate the level of your satisfaction with the following areas (response required):



#	Field	Minimum	Maximum	Mean	Std Deviation	Variance	Count
1	Seminar content	3.00	4.00	3.57	0.49	0.24	7
2	Seminar session length	2.00	4.00	3.43	0.73	0.53	7
3	Time the course is offered	2.00	4.00	3.57	0.73	0.53	7

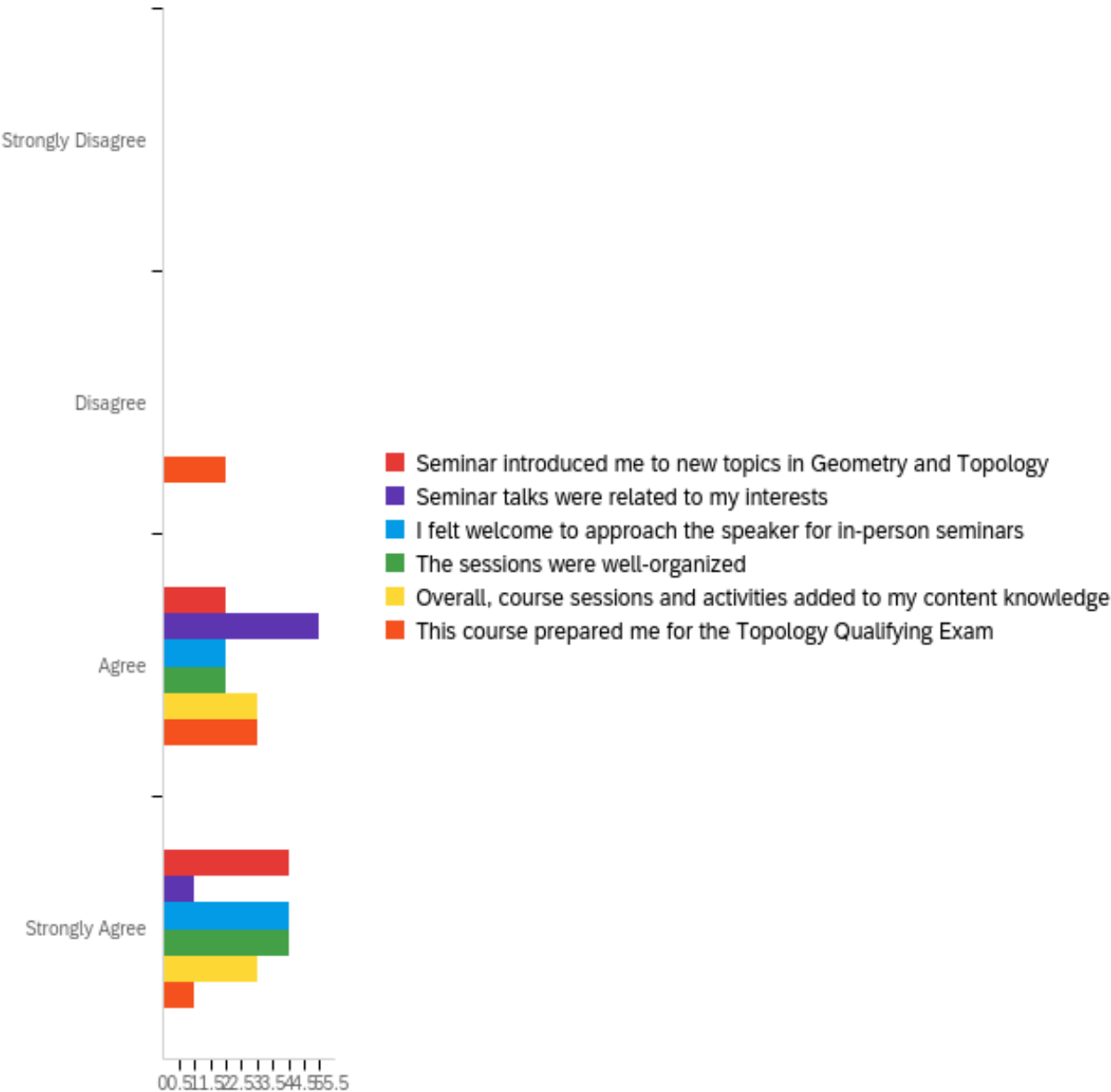
4	Seminar organization	4.00	4.00	4.00	0.00	0.00	7
5	Chance to interact with the speakers	4.00	4.00	4.00	0.00	0.00	7

#	Question	Not at all satisfied		Somewhat Satisfied		Satisfied		Very Satisfied		Total
1	Seminar content	0.00%	0	0.00%	0	42.86%	3	57.14%	4	7
2	Seminar session length	0.00%	0	14.29%	1	28.57%	2	57.14%	4	7
3	Time the course is offered	0.00%	0	14.29%	1	14.29%	1	71.43%	5	7
4	Seminar organization	0.00%	0	0.00%	0	0.00%	0	100.00%	7	7
5	Chance to interact with the speakers	0.00%	0	0.00%	0	0.00%	0	100.00%	7	7

**Q2 - For any areas above you were either not at all satisfied or somewhat satisfied, please explain how they could be improved.**

No responses

Q3 - Overall Experience- Please rate your level of agreement or disagreement with the following statements (response required):

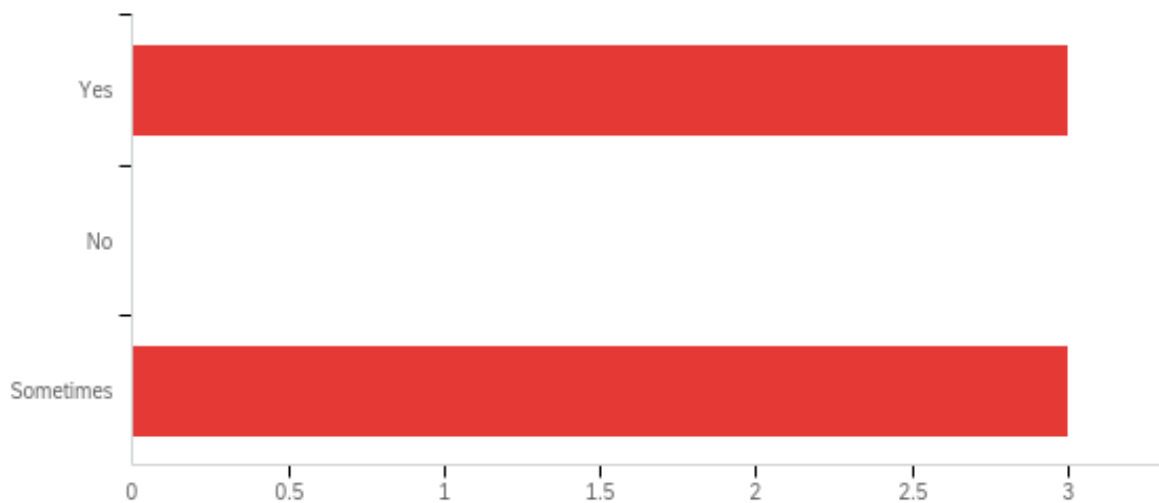


#	Field	Minimum	Maximum	Mean	Std Deviation	Variance	Count
1	Seminar introduced me to new topics in Geometry and Topology	3.00	4.00	3.67	0.47	0.22	6
2	Seminar talks were related to my interests	3.00	4.00	3.17	0.37	0.14	6
3	I felt welcome to approach the speaker for in-person seminars	3.00	4.00	3.67	0.47	0.22	6
4	The sessions were well-organized	3.00	4.00	3.67	0.47	0.22	6

5	Overall, course sessions and activities added to my content knowledge	3.00	4.00	3.50	0.50	0.25	6
6	This course prepared me for the Topology Qualifying Exam	2.00	4.00	2.83	0.69	0.47	6

#	Question	Strongly Disagree		Disagree		Agree		Strongly Agree		Total
1	Seminar introduced me to new topics in Geometry and Topology	0.00%	0	0.00%	0	33.33%	2	66.67%	4	6
2	Seminar talks were related to my interests	0.00%	0	0.00%	0	83.33%	5	16.67%	1	6
3	I felt welcome to approach the speaker for in-person seminars	0.00%	0	0.00%	0	33.33%	2	66.67%	4	6
4	The sessions were well-organized	0.00%	0	0.00%	0	33.33%	2	66.67%	4	6
5	Overall, course sessions and activities added to my content knowledge	0.00%	0	0.00%	0	50.00%	3	50.00%	3	6
6	This course prepared me for the Topology Qualifying Exam	0.00%	0	33.33%	2	50.00%	3	16.67%	1	6

Q4 - Are the topics of the talks related to your interests?



#	Field	Minimum	Maximum	Mean	Std Deviation	Variance	Count
1	Are the topics of the talks related to your interests?	1.00	3.00	2.00	1.00	1.00	6

#	Answer	%	Count
1	Yes	50.00%	3
2	No	0.00%	0
3	Sometimes	50.00%	3
	Total	100%	6

**Q5- For any areas you above you strongly disagreed or disagreed with, please explain how they could be improved.**

No responses

**Q6 - What is one thing you would change about the course? How would you change it?**

---

I would change the room that seminars are held in to one with a better arrangement of desks and tables for viewing.

---

More female speakers

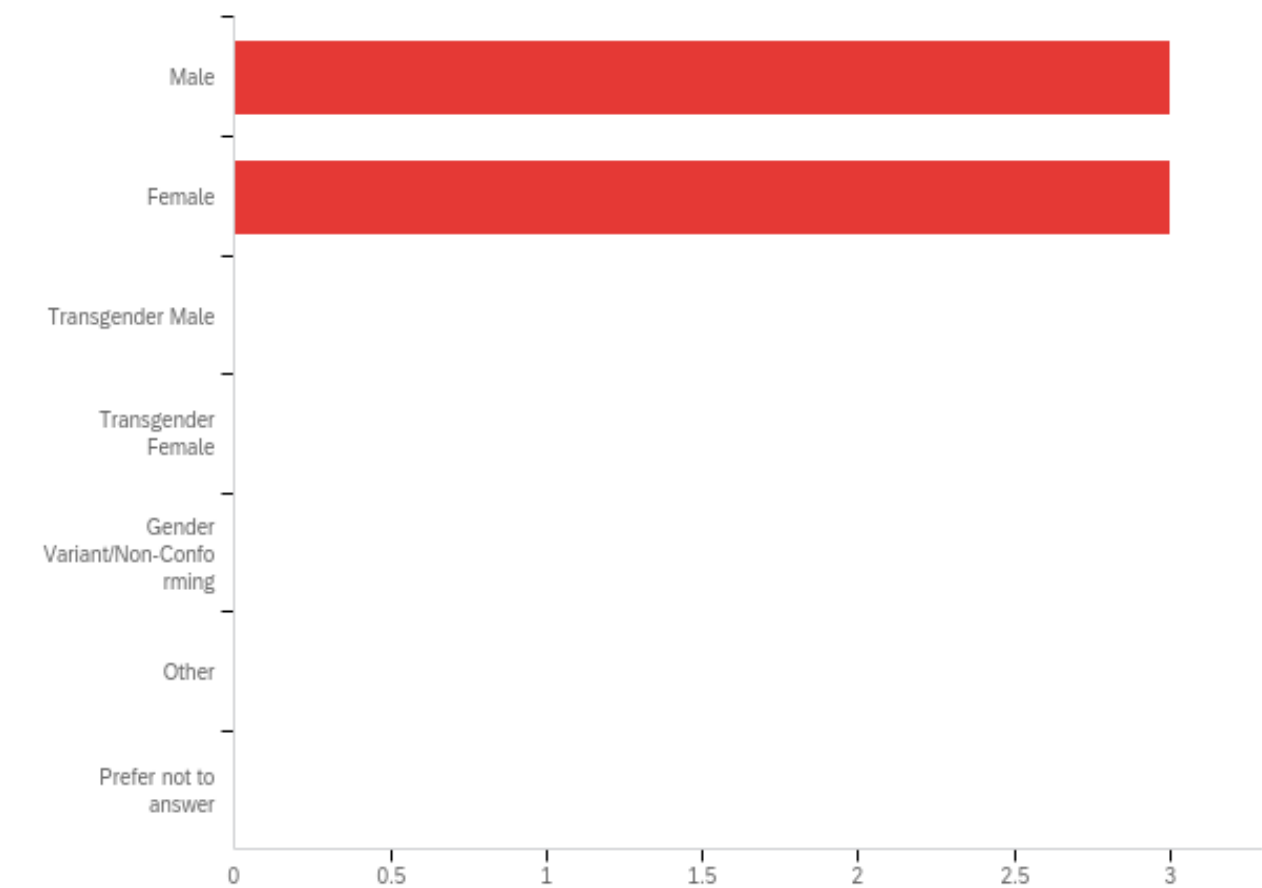
---

The classroom blackboard could be larger.

**Q7 - What other comments would you like to share with us?**

No responses

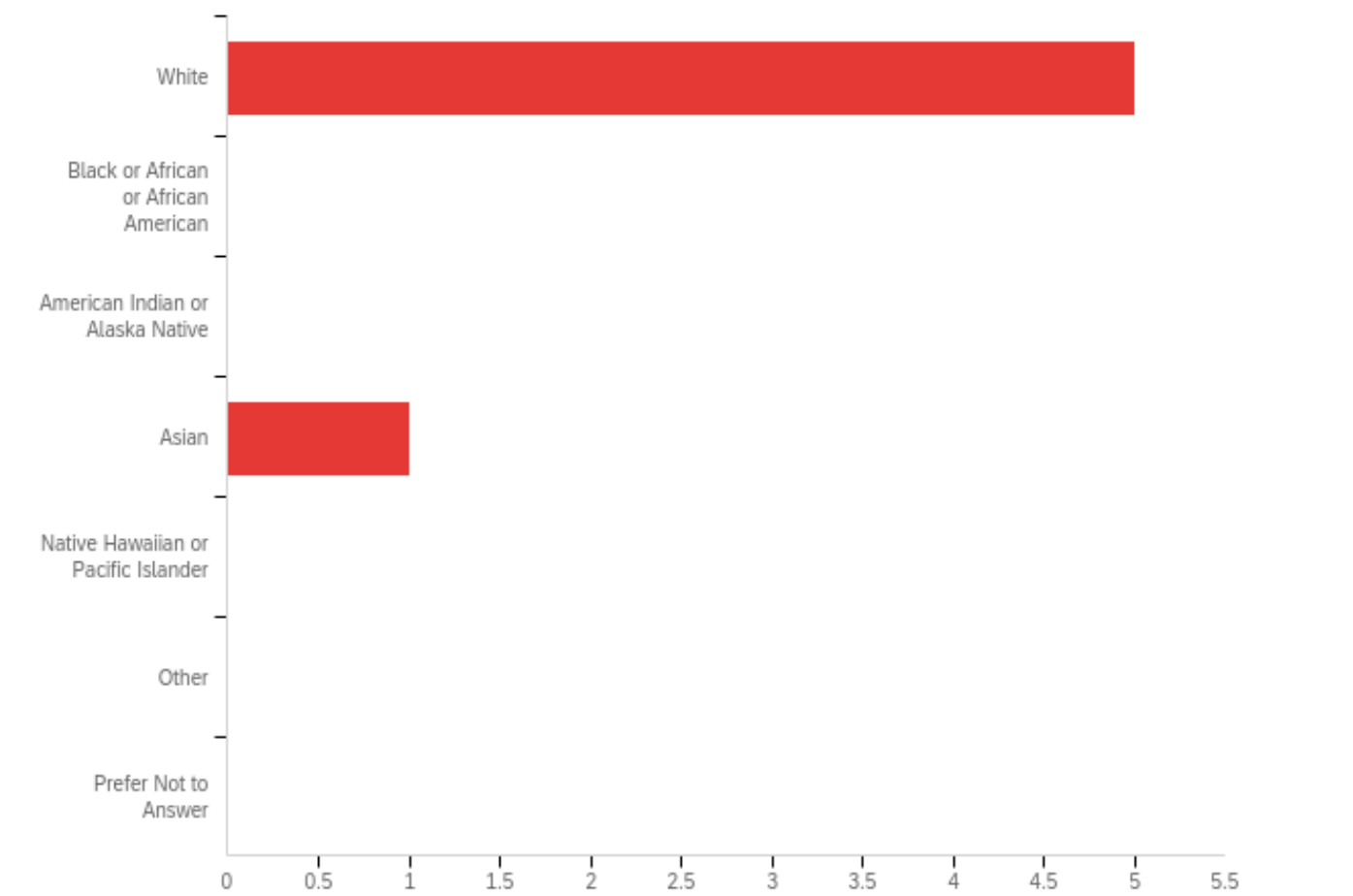
Q8 - What is your gender?



#	Field	Minimum	Maximum	Mean	Std Deviation	Variance	Count
1	What is your gender? - Selected Choice	1.00	2.00	1.50	0.50	0.25	6

	Answer	%	Count
1	Male	50.00%	3
2	Female	50.00%	3
3	Transgender Male	0.00%	0
4	Transgender Female	0.00%	0
5	Gender Variant/Non-Conforming	0.00%	0
6	Other	0.00%	0
8	Prefer not to answer	0.00%	0
	Total	100%	6

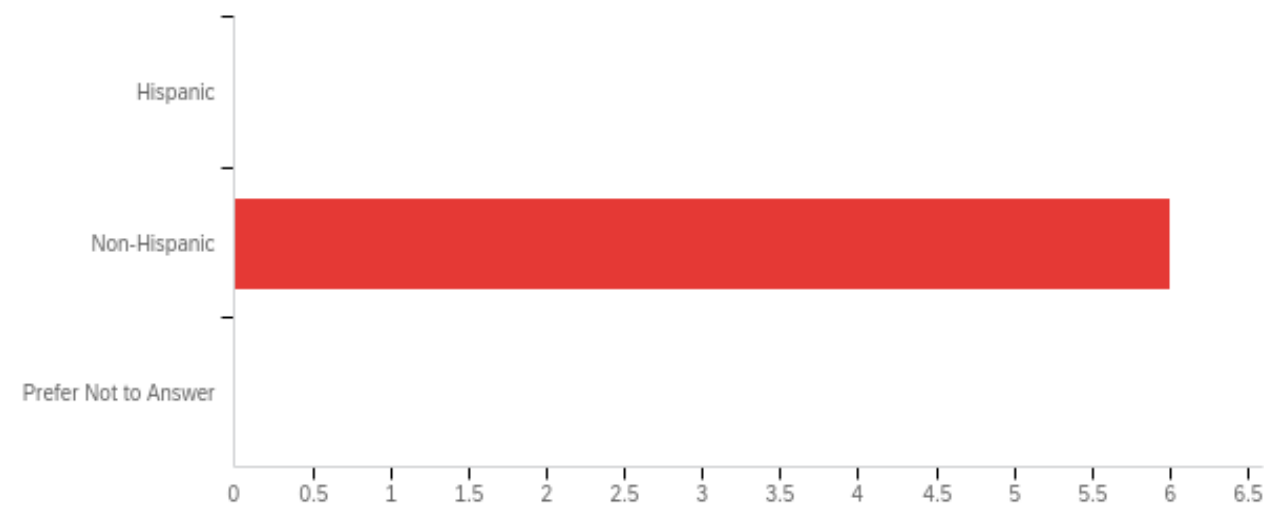
Q9 - What is your racial identity? (click all that apply)



#	Answer	%	Count
1	White	83.33%	5
2	Black or African or African American	0.00%	0
3	American Indian or Alaska Native	0.00%	0
4	Asian	16.67%	1
5	Native Hawaiian or Pacific Islander	0.00%	0
7	Other	0.00%	0
8	Prefer Not to Answer	0.00%	0
	Total	100%	6



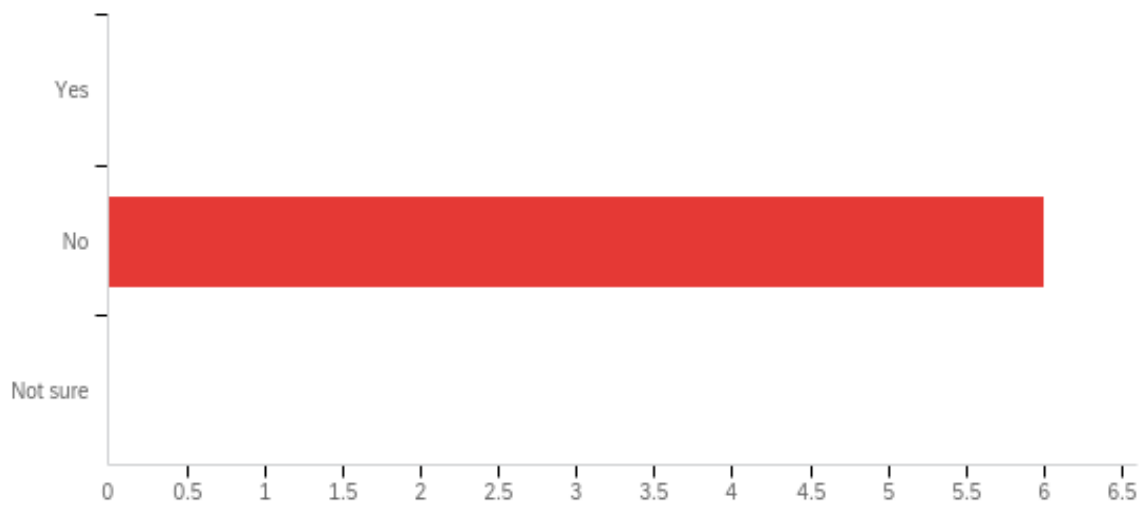
Q10 - What is your ethnicity?



#	Field	Minimum	Maximum	Mean	Std Deviation	Variance	Count
1	What is your ethnicity?	2.00	2.00	2.00	0.00	0.00	6

#	Answer	%	Count
1	Hispanic	0.00%	0
2	Non-Hispanic	100.00%	6
3	Prefer Not to Answer	0.00%	0
	Total	100%	6

Q11 - Are you the first member in your immediate family (parents and siblings) to attend college?



#	Field	Minimum	Maximum	Mean	Std Deviation	Variance	Count
1	Are you the first member in your immediate family (parents and siblings) to attend college?	2.00	2.00	2.00	0.00	0.00	6

#	Answer	%	Count
1	Yes	0.00%	0
2	No	100.00%	6
3	Not sure	0.00%	0
	Total	100%	6